


# Positive positioning made easy.

Kinetic Balance positioning belts.



# Welcome to Wealden Rehab

Thank you for your interest in Wealden Rehab. Since 2003 we have become established as a leader in the supply of specialist care equipment solutions.

Wealden Rehab is a family managed business with a passion for service that will make a real difference to the lives of our users and carers everywhere. We work hard to ensure our products are delivered with the best possible experience.

## Our mission statement

'Superior solutions and innovative design which will improve the quality of care for our clients, underpinned with simple honesty, enthusiastic service and integrity at every step...'

Our portfolio covers products in bathing and hygiene, patient handling, and postural and pressure management. We pledge to offer specific assessments, rapid itemised quotations, and a personal delivery service.

We have long experience in working with the NHS, healthcare professionals (occupational therapists in NHS, social services and private practice), architects, builders, and nursing and residential homes as well as the friends and families of those that need our products. Whoever you are we look forward to assisting you in finding the right solution.

## Kinetic Balance positioning

Our patient positioning belts are designed to the last detail, making use of water-repellent material, covered quick-release buckles, prints for extra grip and other innovative features.

The range includes hip belts, flexible chest positioning vests, positioning belts and ankle straps, in a variety of different materials and with a broad range of closures.

Our updated flex-control vests have been redesigned as a response to user feedback and observation.



# Contents

Hip belts - A quick guide.....	4
Hip belts.....	5
Flexible chest positioning.....	6
Non-flexible chest positioning.....	7
Ankle positioning.....	8
Abduction positioning.....	9
Table of available sizes.....	10
Ordering the right belt.....	11





# Hip belts - A quick guide

## Better positioning

Kinetic Balance hip belts are available in a wide range of sizes and fitments to help position the trunk and aid better postural alignment.

## 2-Point or 4-Point?

2-Point hip belts are ideal for most users, while those who want additional support will benefit from our 4-Point belts that use two additional straps to fix the belt in position to prevent it from 'riding up' and keeping the pelvis in the most stable position.

## Single or Double adjustable?

A single adjustable belt provides for easy adjustment by the user while our double adjustable belts are most suitable for use by a carer and are tightened from either sides using both hands.

## Which buckle to choose?

We've a choice of buckles for every kind of use too:



**Side release** – A durable plastic waterproof fixing that is safe for wet room / shower use.



**Centre release** – This buckle provides an easy to open centre button action.



**Pin release** – a centre release solution which can be easily released using a pen tip.



**Aviation release** – ideal for users and carers looking for a buckle easy to fasten and open.



# Hip belts

## 2-Point

2-Point hip belt, side release buckle, single adjustable  
 Sizes XS to XL Code: 6.70002.#



2-Point hip belt, centre release, single adjustable  
 Sizes XS to XL Code: 6.70003.#



2-Point hip belt, centre release, double adjustable  
 Sizes XS to L Code: 6.70004.#



2-Point hip belt, pin release, double adjustable  
 Sizes XS to XL Code: 6.70005.#



2-Point hip belt, aviation release, single adjustable  
 Sizes S to XL Code: 6.70006.#



## 4-Point

4-Point hip belt, side release buckle, single adjustable  
 Sizes XS to XL Code: 6.70042.#



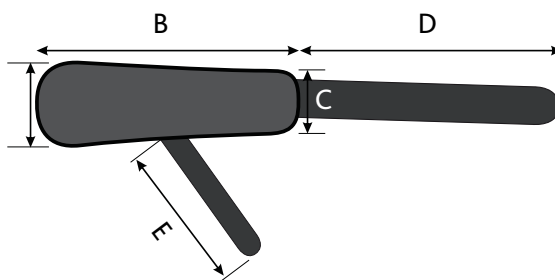
4-Point hip belt, centre release, double adjustable  
 Sizes XS to XL Code: 6.70043.#



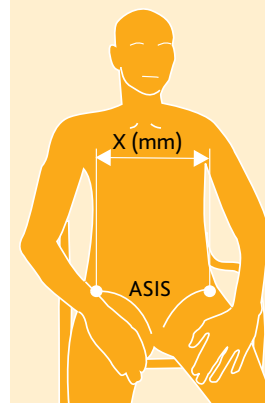
4-Point hip belt, side release buckle, double adjustable  
 Sizes XS to L Code: 6.70044.#



4-Point hip belt, pin release, double adjustable  
 Sizes XS to L Code: 6.70045.#



## 2-Point and 4-Point hip belt sizing



Measure side to side between Anterior Superior Iliac Spine (ASIS), the prominent crest of the pelvis.

X	Size	#
< 180	XS	0
< 220	S	1
< 260	M	2
< 340	L	3
> 340	XL	4

## Measurements

Size	A	B	C	D	E	#
XS	50	175	40	600	500	0
S	70	175	50	650	500	1
M	75	220	55	750	600	2
L	80	280	55	800	600	3
XL	95	330	60	800	700	4

A – width of pad B – length of pad C – width of tape D – length of tape  
 Measurements in mm.

# Flexible chest positioning

Mens chest positioning  
 Sizes XS to L  
 Code: 5.71012.#



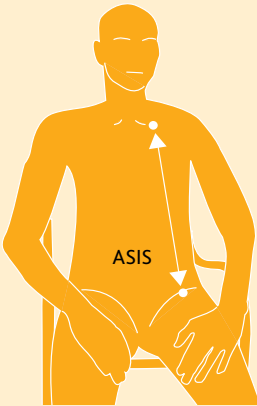
Mens chest positioning, zipper  
 Sizes S to M  
 Code: 5.71022.#



Womens chest positioning  
 Sizes S and M  
 Code: 5.71014.#

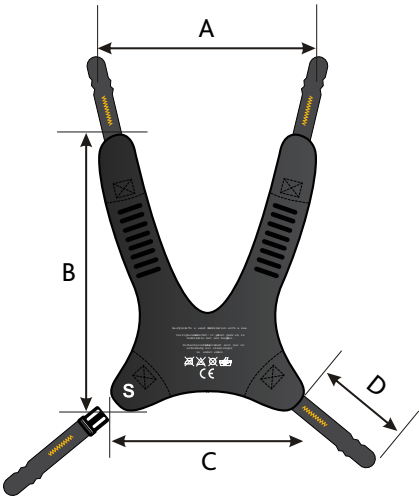


## Flexible and non-flexible Chest positioning sizing



Measure between the jugular notch and the iliac crest, the prominent crest of the pelvis.

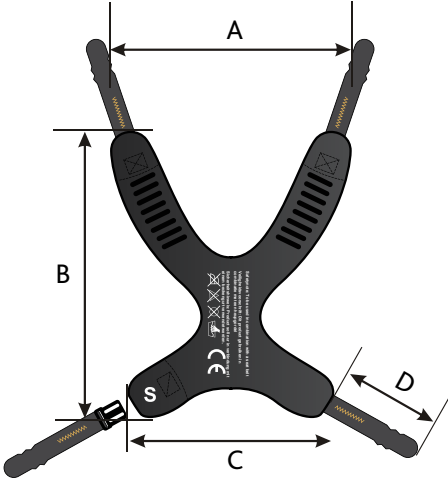
H	Size	#
< 200	XS	0
< 290	S	1
< 340	M	2
> 340	L	3



### Measurements - Mens

Size	A	B	C	D	#
XS	190	210	140	600	0
S	220	300	210	600	1
M	250	350	230	600	2
L	280	400	250	600	3

A – width of pad B – length of pad C – width of tape D – length of tape  
 Measurements in mm.



### Measurements - Womens

Size	A	B	C	D	#
S	220	300	220	600	0
M	280	360	250	600	1

A – width of pad B – length of pad C – width of tape D – length of tape  
 Measurements in mm.

# Non-flexible chest positioning

The flex-control design lets you determine the level of flexibility according to requirement.

Mens chest positioning, flex-control  
Sizes S to XL Code: 5.71032.#



Womens chest positioning, flex-control  
Sizes S, M Code: 5.71034.#



H chest positioning, flex-control non-stretch  
Sizes S to XL Code: 5.81001.#



Flex-control adjustment



## Measurements - Mens

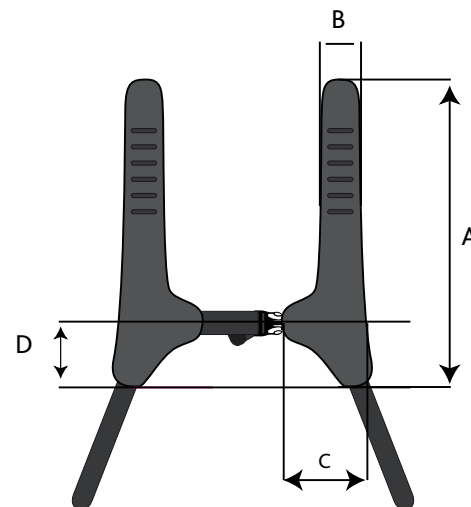
Size	A	B	C	D	#
S	320	50	80	80	1
M	400	50	100	100	2
L	480	50	120	120	3
XL	540	70	150	140	4

A – width of pad B – length of pad C – width of tape D – length of tape  
Measurements in mm.

## Measurements - Womens

Size	A	B	C	D	#
S	320	50	80	80	1
M	400	50	100	100	2

A – width of pad B – length of pad C – width of tape D – length of tape  
Measurements in mm.



## Measurements

Size	A	B	C	D	#
XS	250	40	60	60	0
S	320	50	80	80	1
M	400	50	100	100	2
L	480	50	120	120	3
XL	540	70	150	140	4

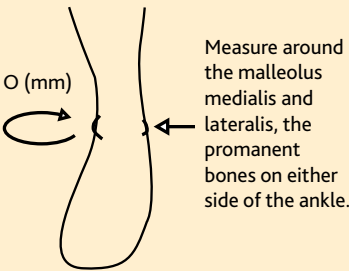
A – width of pad B – length of pad C – width of tape D – length of tape  
Measurements in mm.

# Ankle positioning

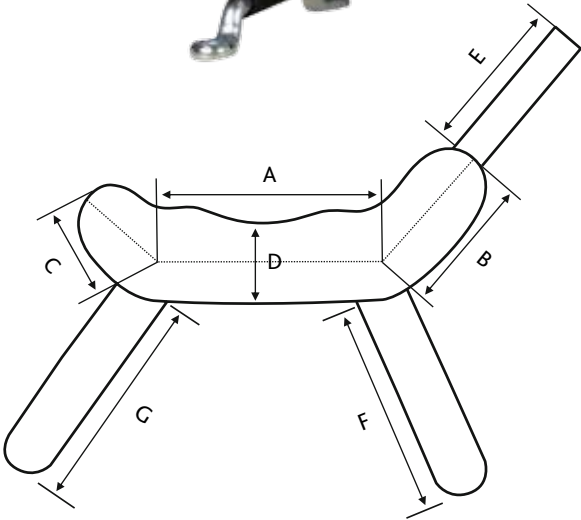
Ankle positioning, velcro closure  
 Sizes XS to L Code: 8.70001.#

Ankle positioning, side release buckle  
 Sizes XS to L Code: 8.70002.#

## Ankle positioning sizing



O	Size	#
< 180	XS	0
< 220	S	1
< 260	M	2
> 260	L	3



## Measurements

Size	A	B	C	D	E	F	G	#
S	180	180	45	45	550	400	210	0
M	220	220	50	55	600	450	210	1
L	300	300	60	60	650	500	260	2
XL	170	400	80	60	750	550	260	3

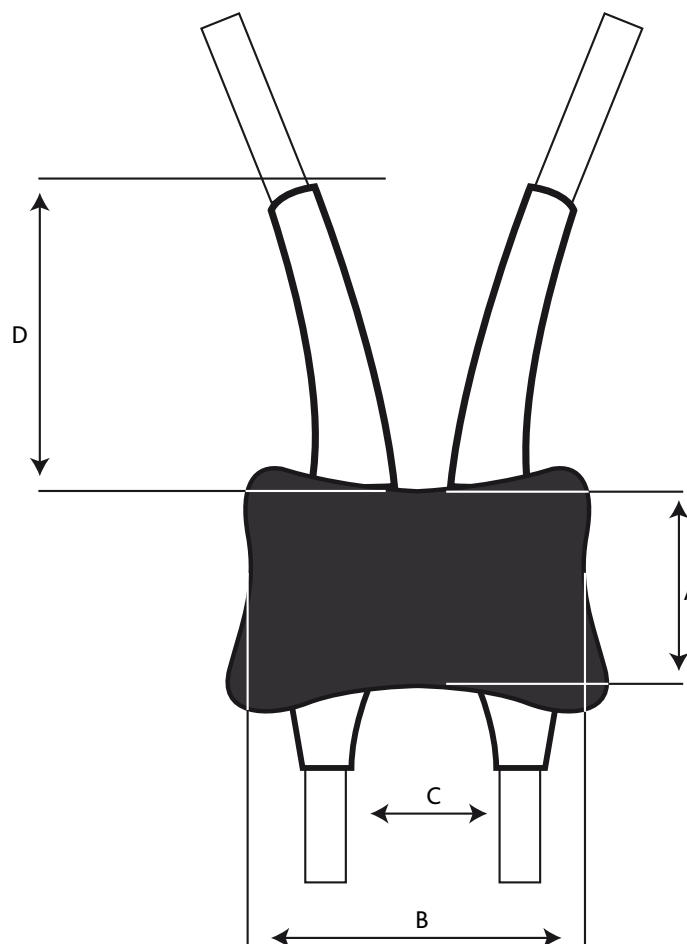
A – width of pad B – length of pad C – width of tape D – length of tape  
 Measurements in mm.



# Abduction positioning



Sizes XS to L  
Code: 9.70001.#

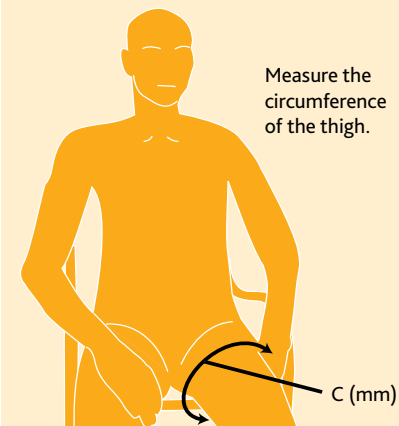


## Measurements

Size	A	B	C	D	#
XS	190	150	70	140	0
S	215	180	90	190	1
M	240	210	110	240	2
L	270	240	130	300	3

A – width of pad B – length of pad C – width of tape D – length of tape  
Measurements in mm.

## Abduction positioning sizing for men and women



C	Size	#
< 140	XS	0
< 190	S	1
< 240	M	2
> 240	L	3

## Features

- Perforated neoprene on the inside of the seat
- Extra padded leg straps
- Continuous reinforcement from the front to the back
- Ergonomically-shaped seat
- Anti-slip printed directional labels



# Table of available sizes

Chest positioning	Product code	XS	S	M	L	XL
Men's chest positioning	5.71012.#	0	1	2	3	N/A
Women's chest positioning	5.71014.#	N/A	1	2	N/A	N/A
Men's chest positioning, zipper	5.71022.#	N/A	1	2	N/A	N/A
Men's chest positioning, flex-control	5.71032.#	N/A	1	2	3	4
Women's chest positioning, flex-control	5.71034.#	N/A	1	2	N/A	N/A
H chest positioning, flex-control	5.81001.#	N/A	1	2	3	4
2-Point hip positioning						
2-Point hip belt, side release buckle, single adjustable	6.70002.#	0	1	2	3	4
2-Point hip belt, centre release, single adjustable	6.70003.#	0	1	2	3	4
2-Point hip belt, centre release, double adjustable	6.70004.#	0	1	2	3	N/A
2-Point hip belt, pin release, double adjustable	6.70005.#	0	1	2	3	4
2-Point hip belt, aviation release, single adjustable	6.70006.#	N/A	1	2	3	4
4-Point hip positioning						
4-Point hip belt, side release buckle, single adjustable	6.70042.#	0	1	2	3	4
4-Point hip belt, side release buckle, double adjustable	6.70044.#	0	1	2	3	N/A
4-Point hip belt, centre release, double adjustable	6.70043.#	0	1	2	3	4
4-Point hip belt, pin release, double adjustable	6.70045.#	0	1	2	3	N/A
Ankle positioning						
Ankle positioning, velcro closure	8.70001.#	0	1	2	3	N/A
Ankle positioning, side release buckle	8.70002.#	0	1	2	3	N/A
Abduction positioning						
Abduction positioning	9.70001.#	0	1	2	3	N/A



Printed size on belt



CE approved



Neoprene trimming



Nonslip grip



Includes fixations and clamp



Framesavers

# Ordering the right belt

Our order codes are split into three segments that indicate the range, style and size of the belt. To order you need to replace the hash (#) with the number that corresponds to the size of each belt required.

Code: 6.70002.#

RANGE      STYLE      SIZE

Sizing charts are shown with each belt and a complete list is shown opposite.



Water and dirt resistant

# What's in the box?



Our Kinetic Balance positioning belts come complete with full fitting instructions and all the fittings you need.



113 Hopewell Drive  
Chatham  
Kent ME5 7NP

T: 0845 658 8411  
F: 01634 830254

[sales@wealdenrehab.com](mailto:sales@wealdenrehab.com)  
[www.wealdenrehab.com](http://www.wealdenrehab.com)

Our brands

**Barella<sup>2</sup>**  
mobile shower trolley



**AltoSlings<sup>™</sup>**  
support you can trust

**Modular III**  
SPECIALIST RISER CHAIR



sedoccia

