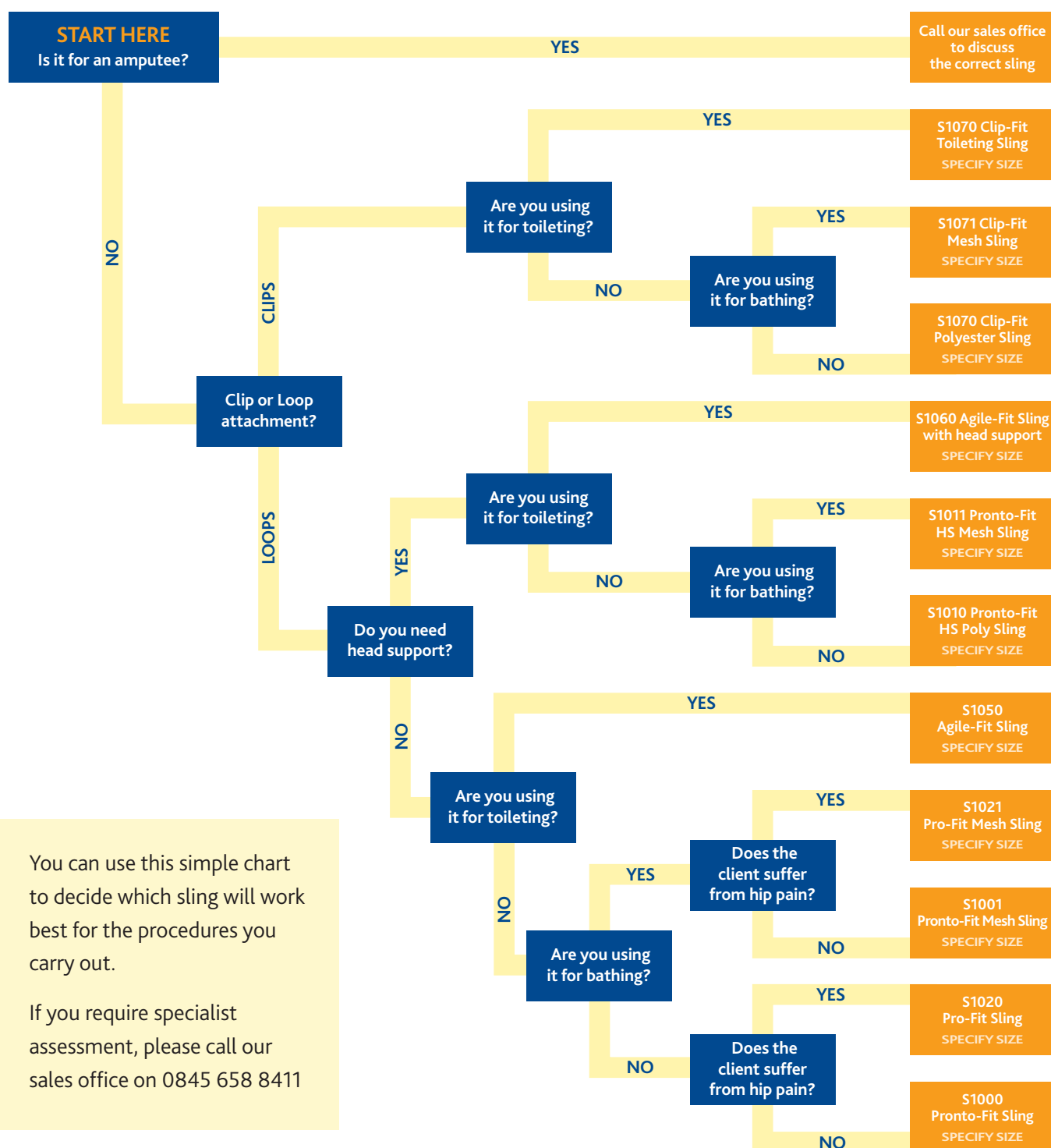


Slings

Our selection of patient lifting slings range from the very basic through to custom made specialist slings for both adults and children. Most of our standard slings are rated to 250kg capacity with colour coded binding for easy size identification and available off-the-shelf for express delivery.



Pronto-Fit Sling

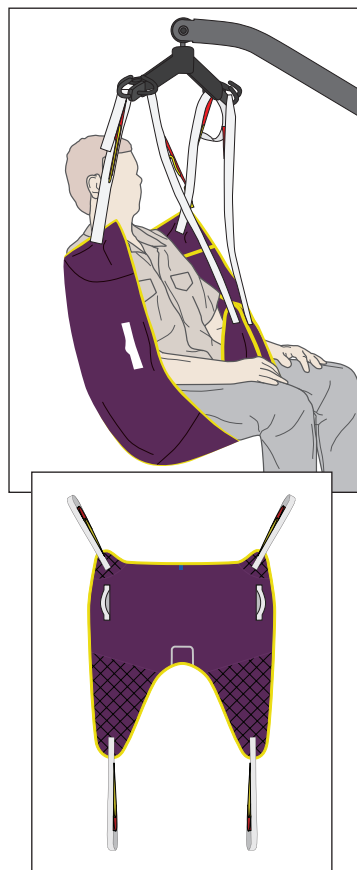
The Pronto-Fit style is an all purpose sling that can be used in many different situations. The design enables it to be positioned whilst the client is sitting in the chair and also allows access if the client needs to be transferred onto the toilet. The leg paddles are quilted for comfort.

Order Codes

S1000 Pronto-Fit, Polyester

S1001 Pronto-Fit, Mesh

Sizes: XXSmall, XSmall, Small, Medium, Large, XLarge, XXLLarge.



Pronto-Fit HS Sling

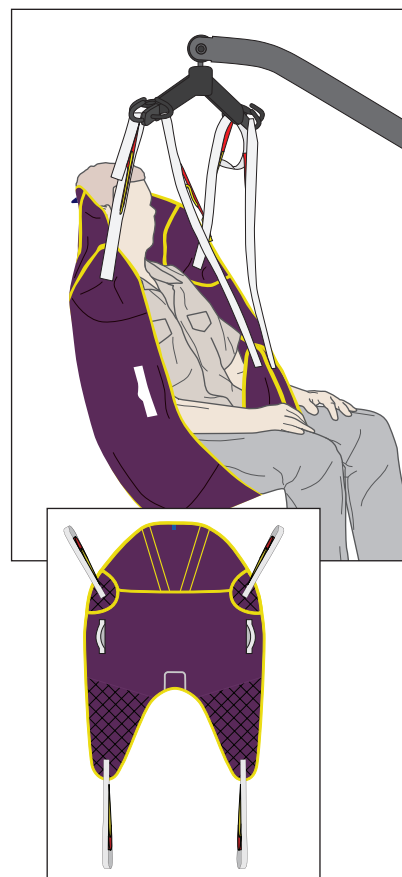
A more structured sling incorporating integral boned head support and padded leg pieces. This sling provides a very comfortable lifting pattern and will give full protection for clients. The Pronto-Fit HS version is constructed of a silky material to reduce skin shear when applying the sling.

Order Codes

S1010 Pronto-Fit HS, Polyester

S1011 Pronto-Fit HS, Mesh

Sizes: XXSmall, XSmall, Small, Medium, Large, XLarge, XXLLarge



Pro-Fit Sling

The Pro-Fit style is a very useful general purpose sling, providing maximum comfort and support to a large proportion of people. The leg paddles are quilted as standard. A head support is available as an option.

This sling can be used in a divided leg or hammock position. Additional side tapes can also be fitted at no extra cost. This allows for a different weight distribution that may be preferable for clients who suffer pain in the knees.

Order Codes

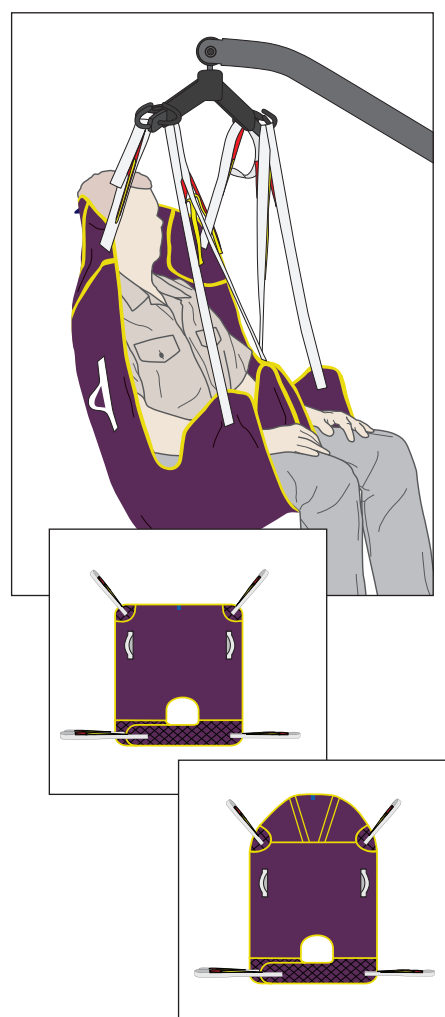
S1020 Pro-Fit, Polyester

S1021 Pro-Fit, Mesh

S1030 Pro-Fit HS, Polyester

S1031 Pro-Fit HS, Mesh

Sizes: XXSmall, XSmall, Small, Medium, Large, XLarge, XXLLarge.



Secure-Fit Sling

The Secure-Fit Sling can be used in a similar way as the Pro-Fit Sling but the design is such that the leg supports are angled differently, a feature that is more beneficial for clients with certain conditions.

The lower part of the sling and the leg areas are padded to maximise client comfort. Available with head support.

Order Codes

S1040 Secure-Fit, Polyester
S1041 Secure-Fit, Mesh

Sizes: XXSmall, XSmall, Small, Medium, Large, XLarge, XXLarge



Agile-Fit Sling

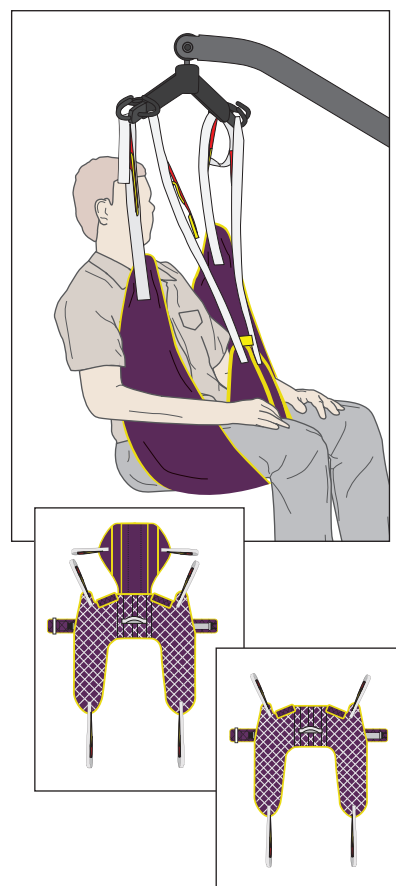
Also known as Access or Toileting Sling, this sling is designed specifically to facilitate the toileting procedure by allowing the removal of clothing.

Also available as a Muscular Dystrophy version and available with head support.

Order Codes

S1050 Agile-Fit, Polyester
S1060 Agile-Fit HS, Polyester

Sizes: XXSmall, XSmall, Small, Medium, Large, XLarge, XXLarge



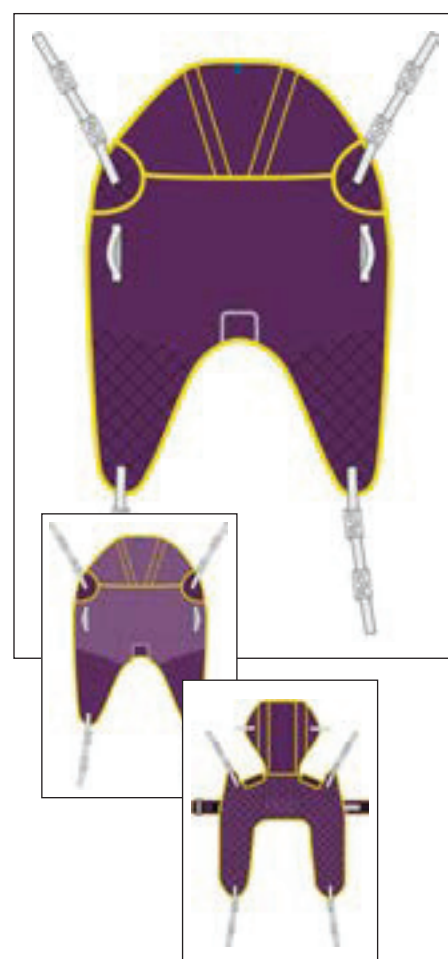
Clip-Fit Slings

Our Clip-Fit slings are specifically designed for use with stud-fixing (or 'clip-fixing') hoists. These slings are supplied with integral head support, which is necessary when lifting with a tilting spreader bar. The Clip-Fit range are compatible with the Advance, Presence and Stature hoists (found on page 52-54), when supplied with the four point tilting spreader bar option.

Order Codes

S1070 Clip-Fit Patient Sling, Polyester, with clip fixing.
S1071 Clip-Fit Patient Sling, Mesh, with clip fixing.
S1075 Clip-Fit Toileting Patient Sling, with clip fixing.

Sizes: XXSmall, XSmall, Small, Medium, Large, XLarge, XXLarge



Most of our standard slings are rated to 200kg capacity, and are available off the shelf for express delivery

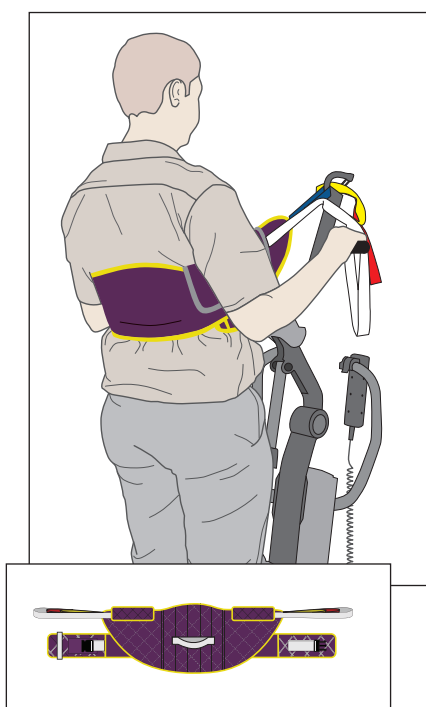
Active-Fit Sling

The Active-Fit sling is suitable for those patients who have a greater degree of weight bearing ability. It's easy to fit, allows excellent access for toileting and provides quick & effective transfers. An adjustable waist strap and non-slip pad ensure it does not ride up during the transfer.

Order Code

S1090 Agile-Fit Patient Sling, Polyester, with head support

Sizes: Small, Medium, Large, Extra Large



Natural-Fit Slings

Our range of Natural-Fit slings are designed primarily for sling users who spend long times in very supportive seating solutions. This situation often causes distress both in discomfort to the user, and frustration to the carers who find that the standard slings are too bulky, don't stay in place or are causing localised pressure problems.

Natural-Fit slings are available in a selection of different style:

Natural-Fit

Natural-Fit HS

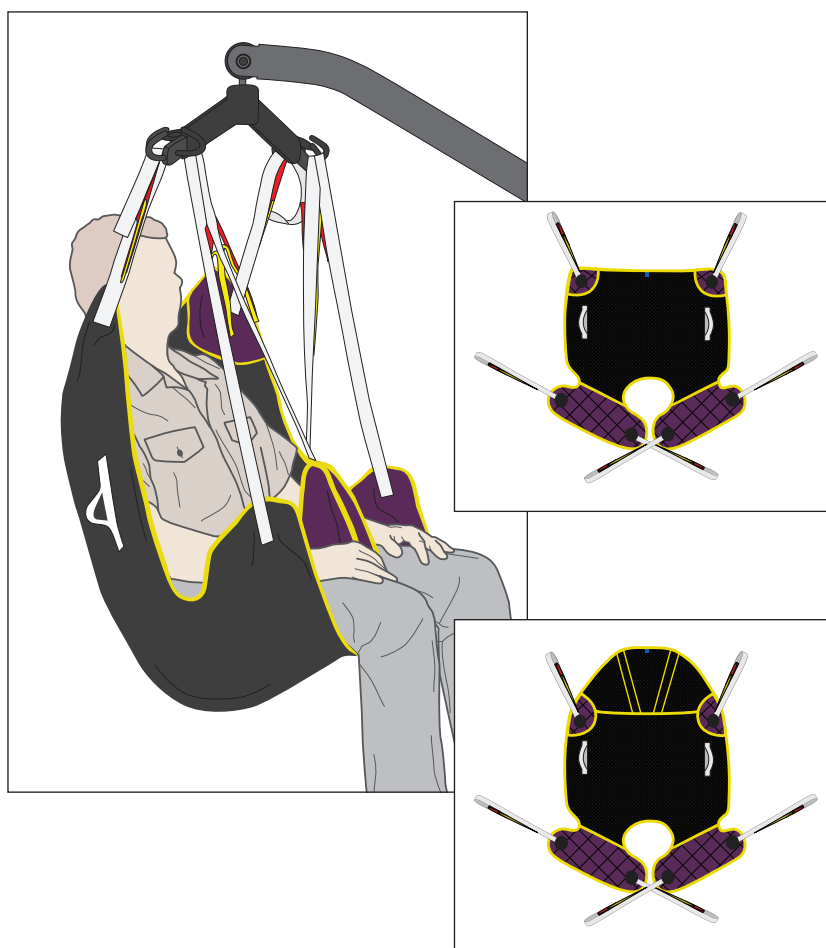
Natural-Fit HS with clip

Order Codes

S1100 Natural-Fit Premium, 3D Tech Mesh

S1150 Natural-Fit Premium, 3D Tech Mesh, Head Support

S1200 Natural-Fit Premium Patient Sling, manufactured from 3D TechMesh with head-support, with clips



Weight capacity of our slings:

XXS – L = 200kg

XL – XXL = 350kg

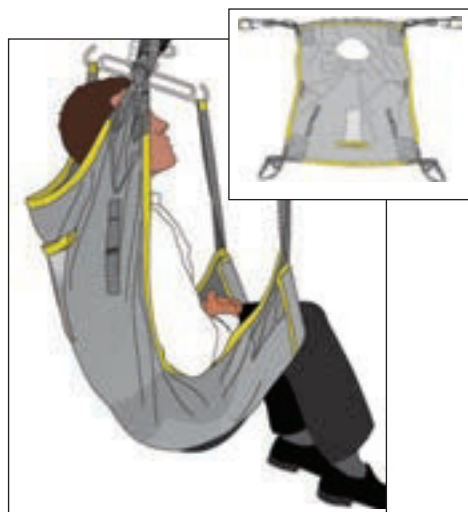
Longseat Sling

This is a basic style sling that can be used to transfer clients, for example, from bed to chair. The Longseat Sling is not suitable to be left in situ whilst the client is sitting in a chair for long periods unless the sling is constructed with specialised material e.g. Comfort material.

Available with a Commode Aperture, Hip Tapes can be fitted as an option. The Longseat sling can be used with side extension bars for extra comfort.

Order Codes

S3052 Longseat Sling, Poly
S3054 Longseat Sling, Mesh
S3056 Longseat Sling with commode aperture, Poly
S3058 Longseat Sling with commode aperture, Mesh
Sizes: Small, Medium, Large, XLarge



Tinkham Sling

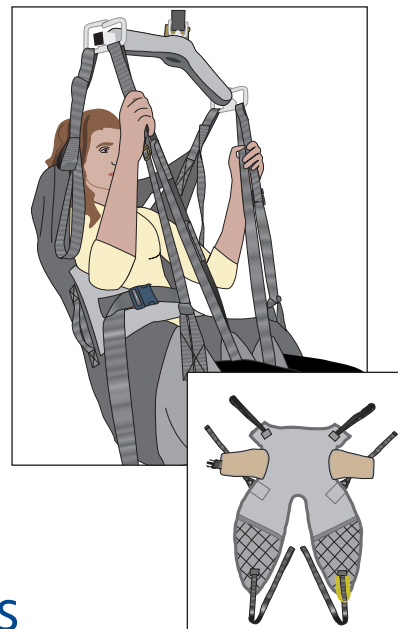
This sling has been designed to meet the needs of the most active client, with special features that will ensure a safe and secure transfer.

Along with a built-in neck roll and hinged hip-tapes, this design will assist in the breaking of extensor thrust. The in-built external chest strap with clunk-click buckles wraps around the client making the client feel more secure.

Available in polyester, mesh and Superfine Plus in 'XXSmall', 'XSmall' and 'Small' sizing as well as a 'Custom-Made' version.

Order Codes

S3100 Tinkham Support Sling, Polyester
S3105 Tinkham Support Sling, Mesh
S3110 Tinkham Support Sling, Superfine Plus
S3115 Tinkham Support Sling, Custom made
Sizes: Small, Medium.
Custom made; XSmall, XXSmall



Disposable Slings

These slings are designed for use where only a short period of use is likely or cross-infection is an issue. Made from a non-woven fabric, they can be used until soiled, then discarded – as the material cannot be laundered. Available in 2 styles. 227kg SWL

Order Codes

Comfort Padded Disposable Sling;
S3065 Medium / S3066 Large
Full Back Disposable Sling;
S3067 Medium / S3068 Large

Hoist Stretcher

The all-new Pro Stretcher is designed for those specific supine/prone lifts where a fabric sling is not appropriate. Attaches to the Presence, Stature and Calibre mobile hoists with a levelling frame and 4 point wide spreader bar.

Order Code

H2131 Pro Stretcher complete

For use with Presence, Stature and Calibre hoist

